

Scaled data based on original data using  
LM-79-08 Approved Method: Electrical and Photometric Measurements of Solid-  
State Lighting Products

Test Report Prepared for  
Cooper Lighting Solutions  
(formerly Eaton)

Brand: McGRAW-EDISON

Report Number: P387172

Luminaire Tested: **GWC-SA2D-830-U-SL4-HSS**

Issue Date: 3/3/2020

**Test Information**

Test Method: LM-79-08  
Report Number: P387172  
TEST IS SCALED FROM IESNA LM-79-08 TEST DATA (G2-1903-205-25)  
Test Lab: INNOVATION CENTER  
Issue Date: 3/3/2020  
Manufacturer: COOPER LIGHTING SOLUTIONS (FORMERLY EATON)  
Product Line: MCGRAW-EDISON  
Catalog Number: GWC-SA2D-830-U-SL4-HSS  
Description: GALLEON WALL LUMINAIRE  
(2) 80 CRI, 3000K, 1200mA LIGHTSQUARES WITH 16 LEDS EACH AND TYPE IV  
SPILL LIGHT ELIMINATOR OPTICS WITH HOUSE SIDE SHIELD  
Light Source: -  
Ballast/Driver: ELECTRONIC DRIVER

**Summary**

Lumens per Lamp: N/A  
Luminaire Lumens: 10444 lumens  
Efficiency: N/A  
Efficacy: 81.6 lumens/watt  
Luminous Opening: Rectangular (W 1' x L: 0.5' x H: 0')  
IES Classification: Type IV - Short  
BUG Rating: B1 - U0 - G3

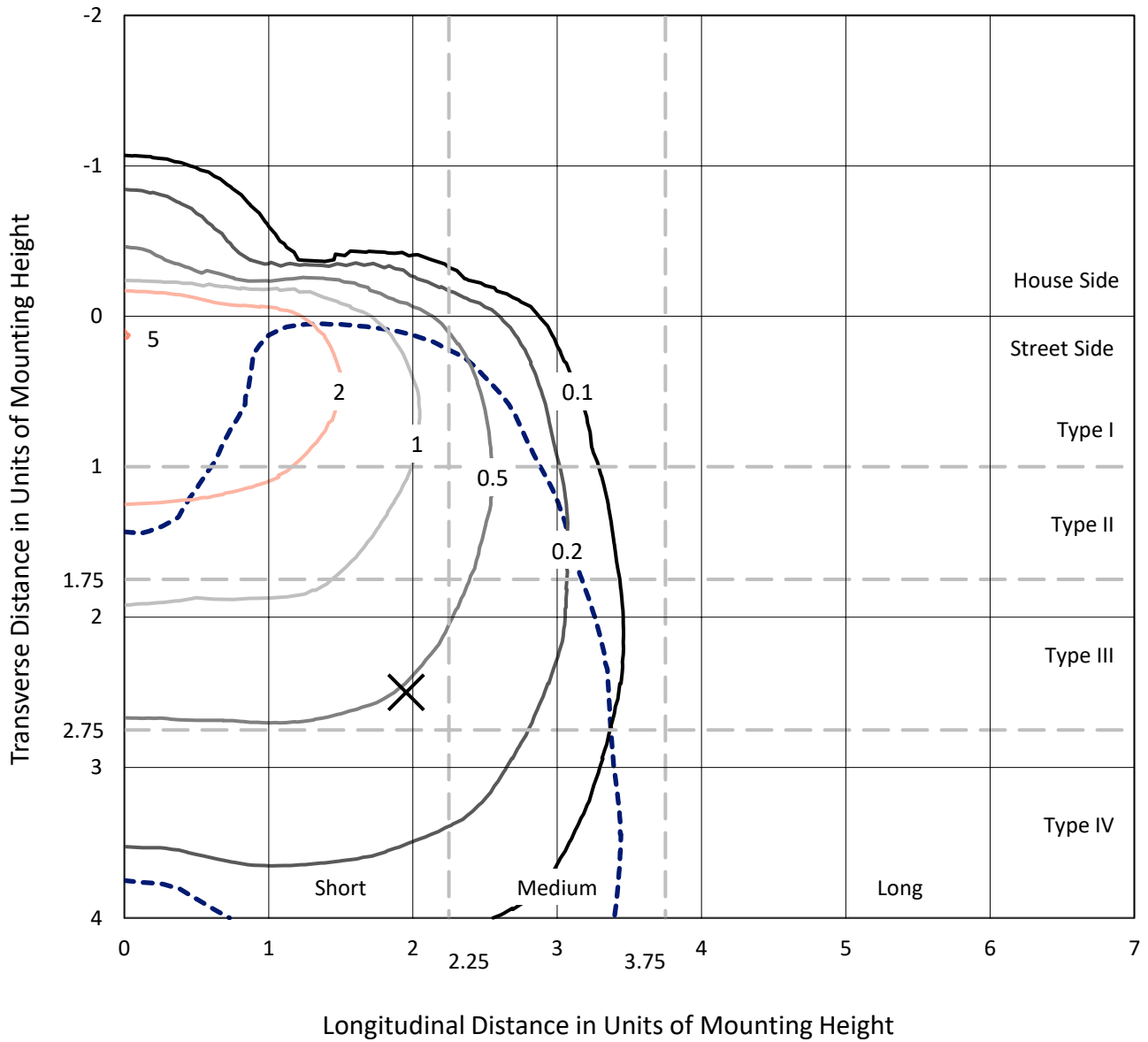
Input Watts (W): 128  
Input Voltage (V): NR  
Input Current (Ain): NR  
Voltage Rise (V): NR  
Power Factor: NR  
Total Harmonic Distortion (THDi): NR  
Frequency (hertz): 60  
Stabilization Time: NR  
Operation Time: NR  
Ambient Temperature (°C): NR  
Test Distance: 24 FT



REPORT NUMBER: P387172  
 CATALOG NUMBER: GWC-SA2D-830-U-SL4-HSS

### Iso-Footcandle Lines of Horizontal Illumination

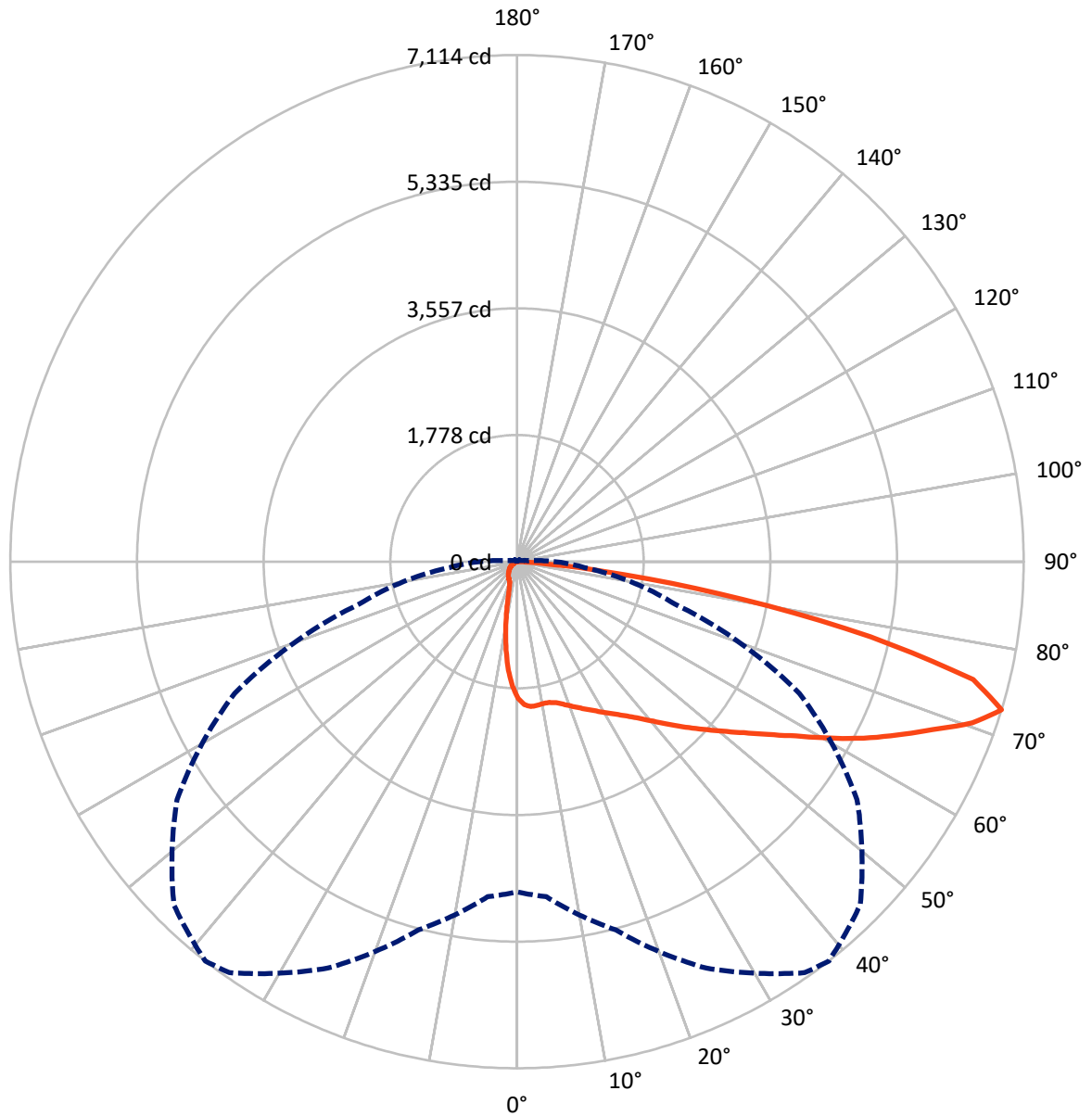
✕ Max cd  
 - - - 1/2 Max cd



Based on 20 foot mounting height. Maximum calculated value = 5.1 fc  
 Type IV - Short - N/A

REPORT NUMBER: P387172  
CATALOG NUMBER: GWC-SA2D-830-U-SL4-HSS

### Luminous Intensity Polar Plot



— Vertical Plane Through 38-Deg Lateral    - - - Horizontal Cone Through 72.5-Deg Vertical



REPORT NUMBER: P387172  
 CATALOG NUMBER: GWC-SA2D-830-U-SL4-HSS

**FLUX DISTRIBUTION:**

		Downward	Upward	Total
<b>House Side</b>	Lumens	878.9	0.0	878.9
	% Fixture	8.4	0.0	8.4
<b>Street Side</b>	Lumens	9565.1	0.0	9565.1
	% Fixture	91.6	0.0	91.6
<b>Total</b>	Lumens	10444.0	0.0	10444.0
	% Fixture	100.0	0.0	100.0

**Coefficient of Utilization**

**ZONAL LUMENS:**

Zone	Lumens	% Fixture
0°-10°	163.7	1.6
10°-20°	400.2	3.8
20°-30°	636.5	6.1
30°-40°	957.0	9.2
40°-50°	1459.9	14.0
50°-60°	2063.4	19.8
60°-70°	2588.2	24.8
70°-80°	1935.2	18.5
80°-90°	240.0	2.3
90°-100°	0.0	0.0
100°-110°	0.0	0.0
110°-120°	0.0	0.0
120°-130°	0.0	0.0
130°-140°	0.0	0.0
140°-150°	0.0	0.0
150°-160°	0.0	0.0
160°-170°	0.0	0.0
170°-180°	0.0	0.0
0°-90°	10444.0	100.0
0°-180°	10444.0	100.0



REPORT NUMBER: P387172

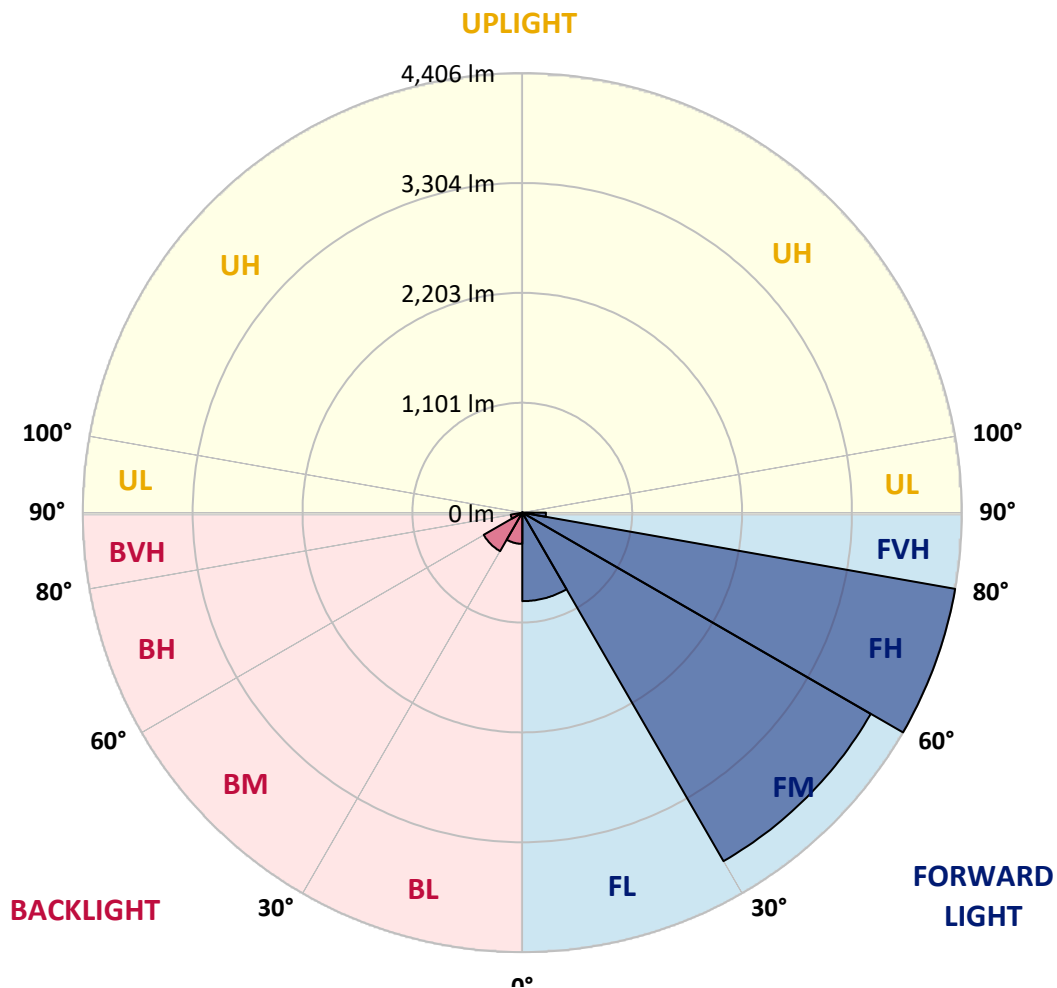
CATALOG NUMBER: GWC-SA2D-830-U-SL4-HSS

**LUMINAIRE CLASSIFICATION SYSTEM LUMEN TABLE AND BUG RATING:**

Zone	Lumens	% Fixture	Zone Rating/Lumen Limit		
			B	U	G
FL (0°-30°)	887.5	8.5			
FM (30°-60°)	4033.9	38.6			
FH (60°-80°)	4406.0	42.2			G2/5000
FVH (80°-90°)	237.7	2.3			G3/500
BL (0°-30°)	312.9	3.0	B1/500		
BM (30°-60°)	446.3	4.3	B1/1000		
BH (60°-80°)	117.4	1.1	B1/500		G1/500
BVH (80°-90°)	2.2	0.0			G0/10
UL (90°-100°)	0.0	0.0		U0/0	
UH (100°-180°)	0.0	0.0		U0/0	

**BUG Rating: B1-U0-G3**

Type IV Short





REPORT NUMBER: P387172

CATALOG NUMBER: GWC-SA2D-830-U-SL4-HSS

**CANDELA DISTRIBUTION (FULL):**

	0°	5°	15°	25°	35°	38°	45°	55°	65°	75°	85°
0°	1920.6	1920.6	1920.6	1920.6	1920.6	1920.6	1920.6	1920.6	1920.6	1920.6	1920.6
2.5°	2038.6	2039.0	2034.3	2026.5	2016.5	2011.3	2002.6	1988.7	1974.0	1947.5	1918.9
5°	2080.2	2080.2	2074.2	2063.8	2047.7	2042.9	2026.5	2004.3	1974.0	1931.0	1882.9
7.5°	2075.9	2076.8	2068.5	2057.7	2041.6	2037.3	2017.3	1992.6	1954.9	1902.8	1841.2
10°	2053.3	2055.5	2049.0	2043.8	2029.1	2024.3	2005.6	1980.9	1943.2	1887.7	1817.0
12.5°	2030.4	2032.5	2034.7	2039.5	2030.4	2028.6	2013.9	1993.1	1957.1	1899.4	1819.6
15°	2015.6	2019.9	2035.6	2054.2	2056.4	2054.6	2045.1	2025.6	1989.1	1929.3	1838.2
17.5°	2015.6	2022.5	2055.1	2090.6	2103.2	2104.5	2096.3	2069.0	2025.6	1961.4	1855.6
20°	2032.5	2042.1	2092.8	2143.1	2163.9	2163.9	2147.9	2109.7	2059.0	1990.4	1867.3
22.5°	2075.9	2088.5	2152.2	2210.4	2232.5	2227.7	2206.0	2150.5	2093.7	2023.4	1882.0
25°	2161.3	2170.9	2237.3	2295.8	2309.3	2298.4	2271.1	2199.9	2137.9	2068.1	1908.9
27.5°	2271.5	2272.8	2341.3	2390.8	2382.6	2375.2	2340.9	2262.0	2201.7	2131.9	1955.3
30°	2392.5	2392.5	2452.8	2490.6	2465.4	2459.3	2425.1	2337.0	2283.2	2218.6	2021.2
32.5°	2509.6	2514.8	2563.9	2587.7	2559.5	2553.4	2520.1	2432.0	2391.7	2350.9	2124.0
35°	2622.8	2626.8	2673.2	2686.2	2659.3	2661.0	2637.2	2562.6	2547.4	2542.2	2278.9
37.5°	2732.6	2733.5	2780.7	2789.0	2775.5	2790.3	2792.4	2726.5	2754.7	2796.8	2497.1
40°	2832.8	2833.6	2880.5	2901.7	2924.7	2943.8	2960.7	2925.6	3018.9	3116.4	2756.9
42.5°	2913.0	2922.1	2981.6	3021.9	3082.6	3119.1	3165.0	3163.3	3333.3	3479.9	3070.9
45°	2983.7	2999.3	3082.2	3152.9	3257.0	3315.1	3387.1	3443.5	3687.3	3884.6	3388.8
47.5°	3077.0	3091.7	3186.3	3302.1	3440.9	3517.2	3636.5	3758.4	4076.3	4281.9	3699.4
50°	3208.4	3201.9	3295.2	3461.3	3639.5	3739.7	3909.8	4092.4	4462.4	4628.0	3882.0
52.5°	3348.5	3345.9	3414.9	3634.3	3873.8	3990.9	4215.6	4437.6	4831.5	4866.6	3965.7
55°	3522.0	3503.3	3561.5	3831.7	4151.8	4277.6	4542.2	4779.4	5125.5	5001.1	4007.8
57.5°	3703.7	3672.9	3728.5	4051.6	4465.4	4614.2	4903.9	5112.5	5321.2	5093.0	4007.4
60°	3891.5	3855.1	3921.0	4326.6	4854.9	5027.1	5296.0	5337.7	5503.8	5139.4	3977.9
62.5°	4048.6	4026.9	4124.9	4620.7	5289.9	5459.1	5592.3	5542.4	5657.8	5175.4	3908.9
65°	4214.7	4216.0	4374.3	4963.8	5752.3	5866.4	5877.7	5807.8	5786.6	5168.1	3675.5
67.5°	4439.4	4460.2	4724.3	5429.6	6202.1	6290.2	6289.3	6095.4	5880.7	4874.8	3158.1
70°	4677.1	4726.1	5127.7	5962.7	6693.1	6782.5	6736.5	6278.4	5537.2	3941.9	2235.1
72.5°	4637.2	4722.2	5352.0	6298.8	7045.7	7113.8	6815.0	5828.6	4376.5	2291.0	951.6
75°	3577.5	3676.0	4907.4	5965.7	6675.7	6614.6	5855.5	4535.7	2391.7	639.3	214.3
77.5°	1889.8	1942.3	3241.8	4544.8	5205.4	5077.4	4124.9	2516.1	729.1	158.3	96.3
80°	989.8	1001.9	1412.7	2578.6	3212.7	3213.6	2444.6	1105.2	300.6	81.1	64.6
82.5°	530.0	540.4	746.5	1191.5	1683.4	1525.9	936.0	608.1	174.8	46.0	62.0
85°	127.5	129.7	423.3	544.3	661.9	472.8	278.0	510.5	47.3	26.9	50.3
87.5°	49.0	49.9	157.0	235.5	168.7	109.3	130.1	190.4	6.1	10.4	7.8
90°	0.0	0.0	0.0	0.0	0.0	0.0	0.0	0.0	0.0	0.0	0.0



REPORT NUMBER: P387172  
 CATALOG NUMBER: GWC-SA2D-830-U-SL4-HSS

**CANDELA DISTRIBUTION (continued):**

	90°	95°	105°	115°	125°	135°	145°	155°	165°	175°	180°
0°	1920.6	1920.6	1920.6	1920.6	1920.6	1920.6	1920.6	1920.6	1920.6	1920.6	1920.6
2.5°	1901.5	1890.3	1862.5	1827.4	1796.1	1773.6	1739.7	1717.6	1702.9	1702.4	1696.8
5°	1853.4	1830.4	1770.5	1699.4	1634.8	1576.7	1508.1	1453.9	1413.6	1407.1	1393.2
7.5°	1801.8	1764.0	1672.1	1561.0	1452.6	1342.4	1214.5	1135.1	1067.0	1034.5	1031.0
10°	1770.1	1717.2	1586.6	1426.1	1256.1	1077.0	909.6	793.8	710.0	686.2	668.4
12.5°	1763.6	1693.8	1520.7	1299.5	1056.6	819.8	634.6	511.4	444.6	423.3	417.7
15°	1770.1	1682.9	1465.2	1174.1	854.5	581.7	425.9	354.4	329.2	323.1	322.7
17.5°	1774.0	1669.9	1402.3	1034.9	658.4	415.5	326.2	305.4	301.5	301.0	301.9
20°	1773.6	1650.0	1327.3	879.6	489.7	326.6	294.9	290.6	289.7	290.2	289.7
22.5°	1770.5	1626.5	1244.8	719.6	370.0	291.9	281.5	278.9	278.5	278.5	278.5
25°	1776.2	1607.9	1154.2	566.5	304.9	275.9	269.4	267.2	266.8	266.8	265.9
27.5°	1796.6	1597.5	1054.9	435.9	275.4	261.5	256.3	255.9	254.6	254.2	255.0
30°	1829.5	1597.5	946.0	339.2	257.6	246.8	242.9	242.0	241.6	241.2	241.6
32.5°	1887.7	1609.6	827.1	281.9	240.7	230.3	227.7	229.0	227.7	227.7	227.7
35°	1992.6	1646.1	702.7	245.9	222.9	214.3	211.7	213.4	212.5	212.5	212.1
37.5°	2145.7	1713.7	577.3	224.2	207.3	198.2	194.8	197.4	196.5	196.5	196.1
40°	2332.2	1812.2	458.0	207.8	192.1	182.6	179.6	180.9	178.7	178.7	179.6
42.5°	2562.6	1937.1	353.9	191.7	177.0	167.9	166.1	164.8	160.9	158.8	159.2
45°	2818.5	2067.2	275.9	176.1	162.7	155.3	152.7	149.2	142.7	138.4	138.8
47.5°	3047.0	2167.4	224.2	160.9	149.6	144.0	140.1	133.6	124.1	118.8	119.3
50°	3167.2	2182.6	190.8	145.7	137.5	131.9	126.2	116.2	105.0	99.3	98.9
52.5°	3198.0	2111.5	166.1	131.9	125.4	118.8	111.5	98.0	85.4	79.4	78.5
55°	3209.3	2003.0	144.0	118.8	112.3	105.0	95.4	80.2	68.5	62.5	62.0
57.5°	3172.0	1841.2	126.7	107.1	99.3	90.2	78.5	64.2	52.9	48.1	48.1
60°	3089.1	1622.2	113.2	94.6	85.9	75.5	63.3	49.9	39.5	35.6	35.6
62.5°	2923.9	1338.5	100.6	81.5	73.3	62.5	51.2	37.7	27.8	25.6	26.0
65°	2612.0	1015.4	88.0	69.8	62.5	51.6	39.9	26.9	18.7	18.7	19.5
67.5°	2130.1	705.3	75.0	59.4	53.8	42.1	30.4	18.7	13.0	14.7	16.5
70°	1410.1	395.6	64.2	49.0	46.0	33.4	22.6	12.6	10.4	13.9	16.9
72.5°	532.2	154.0	53.8	39.5	39.9	25.6	16.0	9.5	9.5	15.2	20.0
75°	148.3	75.5	38.6	29.1	31.2	18.7	11.7	8.2	9.1	17.3	23.4
77.5°	87.2	55.5	25.2	16.9	21.3	13.0	7.8	6.5	7.8	14.7	22.6
80°	70.3	29.5	14.7	8.7	11.7	7.4	5.2	3.9	2.2	5.6	11.7
82.5°	70.3	17.8	6.9	6.1	6.1	3.9	2.6	1.7	0.4	0.0	3.0
85°	47.3	7.4	4.3	3.9	3.0	1.3	0.9	0.4	0.0	0.0	0.0
87.5°	7.8	3.0	1.7	0.9	0.4	0.0	0.0	0.0	0.0	0.0	0.0
90°	0.0	0.0	0.0	0.0	0.0	0.0	0.0	0.0	0.0	0.0	0.0



Signify Classified - Internal  
Cooper Lighting Solutions Photometric Lab  
1121 Highway 74 South  
Peachtree City, GA 30269

Scaled Data Report



Report Generated By 670245982

Signify Classified - Internal  
Cooper Lighting Solutions Photometric Lab  
1121 Highway 74 South  
Peachtree City, GA 30269

Scaled Data Report



Signify Classified - Internal  
Cooper Lighting Solutions Photometric Lab  
1121 Highway 74 South  
Peachtree City, GA 30269

Scaled Data Report



Signify Classified - Internal  
Cooper Lighting Solutions Photometric Lab  
1121 Highway 74 South  
Peachtree City, GA 30269

Scaled Data Report



Signify Classified - Internal  
Cooper Lighting Solutions Photometric Lab  
1121 Highway 74 South  
Peachtree City, GA 30269

Scaled Data Report



--- HS — SS

Signify Classified - Internal  
Cooper Lighting Solutions Photometric Lab  
1121 Highway 74 South  
Peachtree City, GA 30269

Scaled Data Report



u

Signify Classified - Internal  
Cooper Lighting Solutions Photometric Lab  
1121 Highway 74 South  
Peachtree City, GA 30269

Scaled Data Report



Signify Classified - Internal  
Cooper Lighting Solutions Photometric Lab  
1121 Highway 74 South  
Peachtree City, GA 30269

Scaled Data Report



(END OF REPORT)